

Monthly EMS Report

July 2025



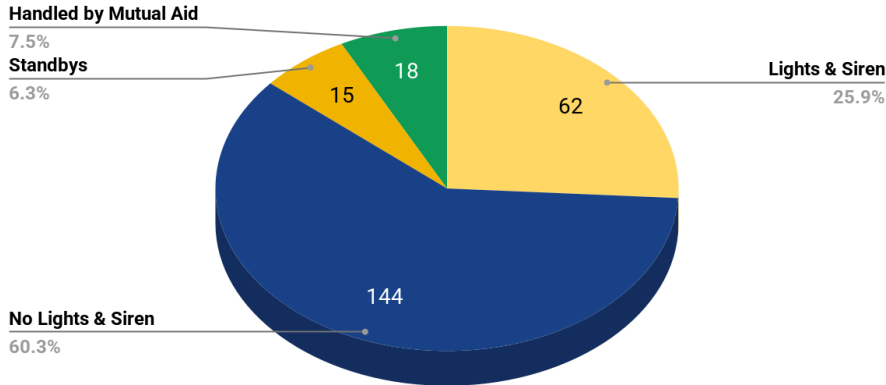
**SouthBridge Emergency Medical Services
South Fayette Township**

South Fayette Township Statistics

July 2025

Total Responses for the Month 239

Monthly Response Breakdown



Response Type

Lights & Siren	62
No Lights & Siren	144
Standbys	15
Handled by Mutual Aid	18

Response Times

Month

Lights and Siren Avg.

08:43

No Lights and Siren Avg.

11:05

Year To Date

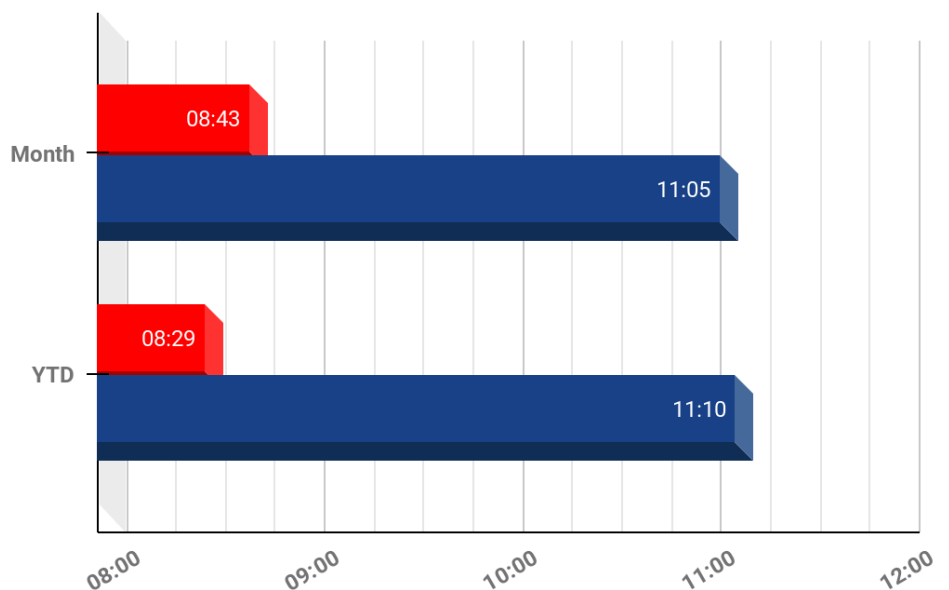
Lights and Siren Avg.

08:29

No Lights and Siren Avg.

11:10

■ Avg. Response Time Lights & Siren ■ Avg. Response Time No Lights & Siren

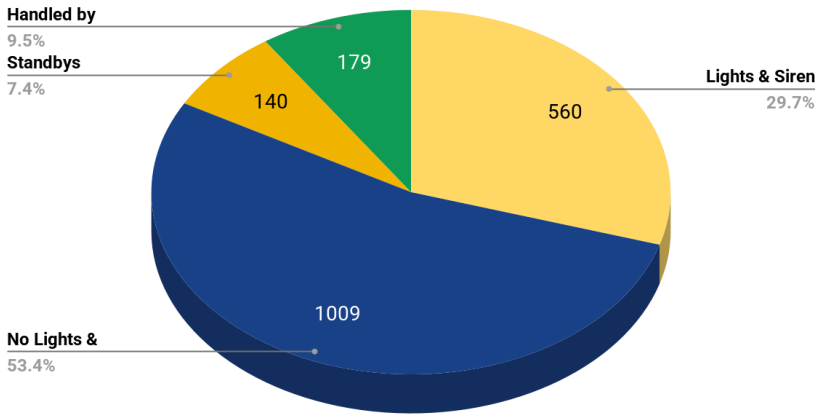


South Fayette Township Statistics

Year To Date 2025

Total Responses for the Year 1888

Year To Date Response Breakdown



Response Type

Lights & Siren	560
No Lights & Siren	1009
Standbys	140
Handled by Mutual Aid	179

Emergency Medical Services Report to the Community Government (January to June 2025)

Overview of EMS Responses

Total 911 Responses: 2,897

- 335 call increase compared to January through June 2024
- 37.8% is the average collected for services. The average ambulance bill is \$1,220.00; however, the average payment per invoice is only \$461.30.

District Breakdown 2024

District	Population	Annual Donations	Donation Per Capita
Bridgeville	4,565	\$20,000	\$4.38
Cecil Township	15,065	\$100,000	\$6.64
South Fayette Township	18,442	\$62,000	\$3.36

District Breakdown 2025

District and % of Calls	Population	Annual Donations	Donation Per Capita
Bridgeville 20%	4,565	\$24,750	\$5.42
Cecil Township 27%	15,065	\$100,000	\$6.64
South Fayette Township 53%	18,442	\$65,000	\$3.50

Subscriber Information

Year	Total Subscriptions Mailed	Percentage of Subscribers to Total Mailed	Subscriber Write-off	Total Subscription Drive Earnings	Net From Subscription Drive
2024	15,270	12.07%	\$72,715	\$116,887	\$43,814
2023	15,220	12.42%	\$62,855	\$119,220	\$56,364

Personnel and Payroll

Position	Full Time	Part Time	Total
EMT	5	5	10
Paramedic	10	4	14

Total man-hours: 14,557.2

Payroll for the Period: \$565,090.60

Vehicle Analysis

Vehicle	Efficiency (MPG)	Fuel Used (gal)	Distance (mi)	Est. Cost
Medic 2802	10.4	620.4	6490.8	\$2,016.83
Medic 2803	7.4	178.8	1258.3	\$640.63
Medic 8161 (2816)	7.5	1516.6	11492.7	\$5,434.11
Medic 8171 (2817)	6.6	301.4	2010.0	\$1,071.35
Medic 8181 (2818)	7.1	990.1	7024.9	\$3,215.09
Medic 8191 (2819)	6.1	3939.7	24337.7	\$12,802.47
Utility 2801	11.3	13.4	151.6	\$43.64

Total Fuel Cost for the Period: \$25,224.12



Call Outcomes by District January through June 2025

<i>Incident / Patient Outcome</i>	Bridgeville	Cecil Township	South Fayette Township	Total
Assist Fire, Police or Other EMS Agency	1	-	2	3
Canceled (Prior to Arrival At Scene)	18	46	46	110
Canceled (Request Transferred to Another Provider)	-	-	1	1
Canceled on Scene (No Patient Contact)		2	4	6
Canceled on Scene (No Patient Found)	37	56	86	179
False Call / False Alarm	-	1	2	3
Medical Assist-Lift Assist	53	36	30	119
Monitored From Station-Canceled	12	73	28	113
Patient Dead at Scene-No Resuscitation Attempted (Without Transport)	3	4	18	25
Patient Dead at Scene-Resuscitation Attempted (With Transport)	-	-	1	1
Patient Dead at Scene-Resuscitation Attempted (Without Transport)	1	-	8	9
Patient Evaluated or Treated, Released (AMA)	50	66	93	209
Patient Treated, Transferred Care to Another EMS Unit	-	-	4	4
Patient Treated, Transported by this EMS Unit	310	384	946	1640
Standby Detail-911 Police, Fire, or EMS Support	-	5	2	7
Standby Detail-Scheduled	1	2	39	42

Bridgeville Borough

Abdominal Pain/Problems	9
Allergic Reaction/Stings	1
Animal Bite	2
Assault	10
Back Pain (Non-Traumatic)	6
Breathing Problem	45
Carbon Monoxide/Hazmat/Inhalation/CBRN	9
Cardiac Arrest/Death	3
Chest Pain (Non-Traumatic)	23
Choking	2
Convulsions/Seizure	5
Diabetic Problem	6
Eye Problem/Injury	2
Falls	170
Fire	12
Headache	3
Heart Problems/AICD	13
Hemorrhage/Laceration	9
Medical Alarm	24
No Other Appropriate Choice	6
Overdose/Poisoning/Ingestion	7
Psychiatric Problem/Abnormal Behavior/Suicide Attempt	12
Sick Person	103
Stab/Gunshot Wound/Penetrating Trauma	3
Standby	3
Stroke/CVA	12
Traffic/Transportation Incident	17
Traumatic Injury	3
Unconscious/Fainting/Near-Fainting	30
Unknown Problem/Person Down	10
Well Person Check	1

Cecil Township

Abdominal Pain/Problems	31
Allergic Reaction/Stings	6
Animal Bite	3
Assault	9
Automated Crash Notification	3
Back Pain (Non-Traumatic)	13
Breathing Problem	82
Carbon Monoxide/Hazmat/Inhalation/CBRN	1
Cardiac Arrest/Death	6
Chest Pain (Non-Traumatic)	35
Choking	2
Convulsions/Seizure	14
Diabetic Problem	2
Falls	100
Fire	95
Headache	1
Heart Problems/AICD	12
Heat/Cold Exposure	2
Hemorrhage/Laceration	15
Industrial Accident/Inaccessible Incident/Other Entrapments (Non-Vehicle)	1
Medical Alarm	16
No Other Appropriate Choice	11
Overdose/Poisoning/Ingestion	8
Psychiatric Problem/Abnormal Behavior/Suicide Attempt	29
Sick Person	116
Stab/Gunshot Wound/Penetrating Trauma	1
Standby	3
Stroke/CVA	22
Traffic/Transportation Incident	77
Traumatic Injury	15
Unconscious/Fainting/Near-Fainting	32
Unknown Problem/Person Down	9
Well Person Check	10

South Fayette Township

Abdominal Pain/Problems	44
Active Shooter	1
Allergic Reaction/Stings	15
Assault	13
Automated Crash Notification	5
Back Pain (Non-Traumatic)	16
Breathing Problem	173
Carbon Monoxide/Hazmat/Inhalation/CBRN	17
Cardiac Arrest/Death	27
Chest Pain (Non-Traumatic)	62
Choking	5
Convulsions/Seizure	23
Diabetic Problem	22
Eye Problem/Injury	4
Falls	243
Fire	21
Headache	7
Heart Problems/AICD	26
Heat/Cold Exposure	1
Hemorrhage/Laceration	51
Industrial Accident/Inaccessible Incident/Other Entrapments (Non-Vehicle)	2
Medical Alarm	15
No Other Appropriate Choice	16
Overdose/Poisoning/Ingestion	4
Pregnancy/Childbirth/Miscarriage	2
Psychiatric Problem/Abnormal Behavior/Suicide Attempt	45
Sick Person	306
Stab/Gunshot Wound/Penetrating Trauma	1
Standby	39
Stroke/CVA	39
Traffic/Transportation Incident	91
Traumatic Injury	12
Unconscious/Fainting/Near-Fainting	98
Unknown Problem/Person Down	18
Well Person Check	4

Call Matrix for Dispatch by Time of Day for 2025 (Jan-Jun)

	Monday	Tuesday	Wednesday	Thursday	Friday	Saturday	Sunday
0:00	16	5	12	13	8	11	13
1:00	14	7	12	9	4	11	10
2:00	10	7	10	11	4	14	13
3:00	13	4	7	7	8	10	5
4:00	12	7	8	9	6	10	6
5:00	6	8	8	8	6	8	9
6:00	14	13	6	14	12	10	15
7:00	18	16	21	8	11	9	11
8:00	24	20	12	24	19	19	15
9:00	15	15	21	23	26	26	20
10:00	18	23	26	34	31	14	18
11:00	24	18	25	32	30	24	31
12:00	38	24	20	32	29	11	21
13:00	14	23	28	34	23	34	21
14:00	23	24	26	31	20	13	23
15:00	34	22	29	19	25	21	26
16:00	20	23	26	37	18	24	20
17:00	33	26	34	31	25	22	25
18:00	29	32	23	21	25	33	19
19:00	18	20	27	30	27	26	20
20:00	9	27	14	15	21	18	19
21:00	20	11	17	19	25	10	14
22:00	20	14	18	18	14	13	14
23:00	12	8	9	12	15	17	15

This report covers the period from January through June of 2025. During this time, many important initiatives and developments have taken place. While working on these efforts, we have also experienced a record number of 911 responses. We are currently on pace to surpass our historical annual call volume by nearly 1,000 calls. This is an unprecedented level of demand on our services.

Cardiac Monitors

We are proud to announce the successful completion of a three-year initiative to acquire new cardiac monitors across our service area. These monitors, equipped with improved communication capabilities, will allow quicker and more coordinated access to cardiac catheterization labs during heart attacks, improving outcomes for patients experiencing the most serious cardiac emergencies.

Video Laryngoscopes

In addition, through the support of a recent grant, we have implemented video laryngoscopes on all responding vehicles. This cutting-edge technology provides greater safety and precision in airway management during critical situations.

Ambulance Order

Looking ahead, we have placed an order for a new ambulance, scheduled for delivery in late 2026. This new unit will replace an aging vehicle that has become increasingly costly to maintain and operate. The cost of the new ambulance is \$320,000. It is a necessary but significant investment to ensure reliable emergency response in our communities.

We want to be transparent about the financial challenges we face. With reductions to Medicare and Medicaid reimbursement on the horizon, our service income may be impacted, though the full extent remains uncertain. What is clear is that the cost of acquiring and maintaining modern, life-saving equipment places a heavy burden on our already stretched resources.

To meet this challenge, we are asking for your support. Whether through a direct financial contribution toward the new ambulance or by increasing your municipality's per capita contribution, your assistance is vital. Your investment helps us remain ready today, and into the future, to serve when it matters most.

Thank you for your continued trust and partnership in keeping our communities safe.