



2025 Annual Parks and Rec Review



2025

Annual Report

Date:
January 2026

Parks and Recreation Department

Prepared by
Paula Willis, Director



2026 Highlights



4.2

Overall Recreation Experience
Weighted average score out of 5



Recreation Financials

46%



Cost Recovery (28% National Average)

Revenue - \$214,901

Facility rentals, Programs fees, Sponsorships

↑ 18% 2024

Expense - \$463,334

FT & PT Rec Staff, programs, events

↑ 9% 2024

Launched monthly Rec Report e-newsletter

3,011



Subscribers

Participants served

Through programs and community events
(estimated)

20,325



Opened Concession Stand at Splash Pad

6,330

items sold





Township Parks & Trails

Pavilion Rentals

197

↑ 15% 2024

Hours on Multipurpose Fields

3,162

425 hrs. - Non-SFAA organizations or teams
25 hrs. - South Fayette School Cross-Country



Revenue from field rentals

\$6,752.50

Transferred from general fund to Rec-in-Lieu for future field updates



Lynda Albert

This is the absolute best place for any size dog. The trails are always well kept and the dogs enjoy running through the woods and leaping over the trees for a great workout . I have been coming for over 2 years now and Mia loves it.

51w

Reply



Melissa Gordon Wright

Bark Park provides a happy and healthy environment for dogs and dog owners to socialize and exercise! It's a unique dog park and that is what makes it a wonderful addition to our community. Most dog parks have a tendency to feel unpredictable and unsafe, but Bark Park is very much the opposite!

51w

Like

Reply

Edited





Fairview Park



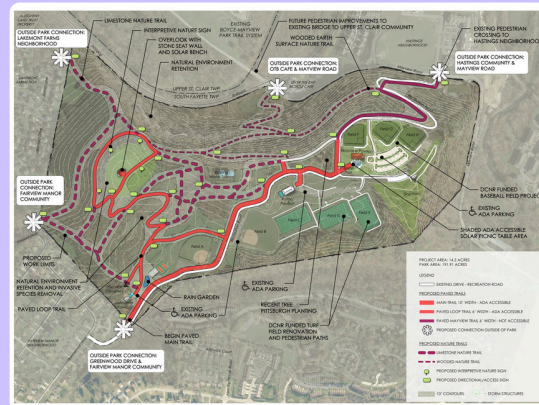
01.



Phase 3 - Ballfields

Majority of construction complete. Potential opening/use: Fall 2026

02.



Fairview Trails

Majority of design complete. Main Trail, along Recreation Rd, timeline: July - November 2026

03.



Multipurpose Fields

Design complete. Project timeline: March - August 2026

04.



Tennis Court Resurfacing

Completed at Fairview Park



Morgan



- Laser-graded infields

Panhandle Trail



- Paved 1.8 miles, from Sturgeon to Mill St./Scotch Hill Rd.

Boys Home



- Increased field maintenance (seeding, pesticide/herbicide, fertilizers)

Preservation



- Increased field maintenance (seeding, pesticide/herbicide, fertilizers)

Other Parks & Trails



2025 Annual Parks and Rec Review



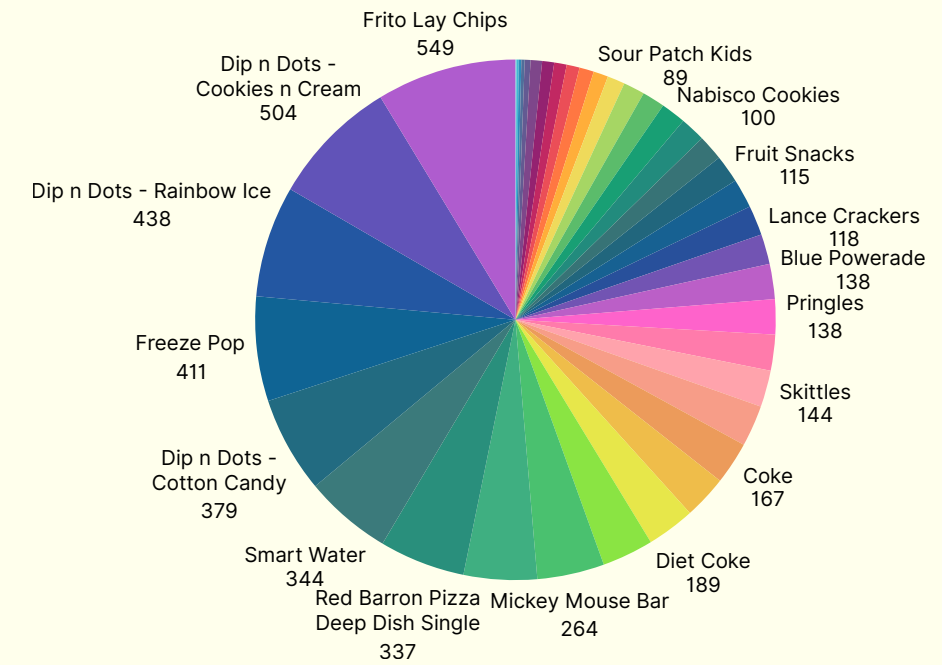
Concession Stand



\$14,530 Revenue

6,330 items sold

2,727 transactions



Karen Pazos

It's pretty lovely. There are places to put a blanket, but less spots in the shade. That said, there is a shaded pavilion and some shaded tables with cell phone chargers. It gets busy, but I have never thought it was too crowded for our kids.

26w Like Reply



Desiree Lee Top contributor

We love the splash pad! We were just there yesterday evening with our almost 3 yr old. There are spots to lay a blanket down and they have some chairs available now as well. Shade is limited as stated above but plenty of room under the pavilion. I know they have some ice cream treats, mac n cheese, pizza and snacky stuff at the concession stand.

25w Like Reply



Splash Pad & Concessions

Mayview Pavilion Rental Revenue

\$8,410

↑ 295% 2024

*45 rentals in 2025
69% resident rentals*

Concession Stand Revenue

\$14,530

Total 2025 Revenue

\$22,940

Concession Inventory & Operational expenses

\$10,887

Park Attendant Wages

\$10,816

↓ 61% 2024

2024 American Pool Contract - \$27,500

Splash Pad Maintenance Expense

\$7,969

↓ 20% 2024

Total 2025 Expense

\$29,672

\$7,731 cost savings from 2024 to 2025

Net Expense - \$6,732



Community Events



15 events

2 new events: Pet Expo & Haunted Harvest

14,330 estimated event attendees

125+ volunteers served 438 hrs

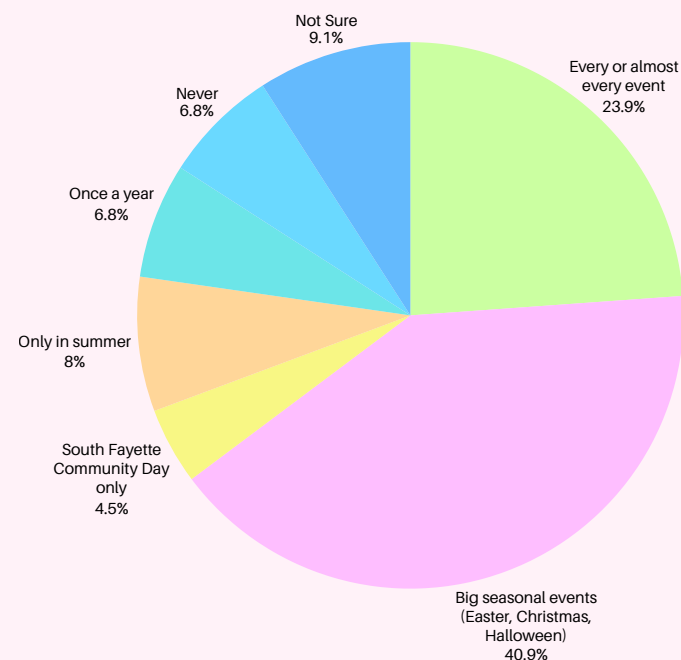
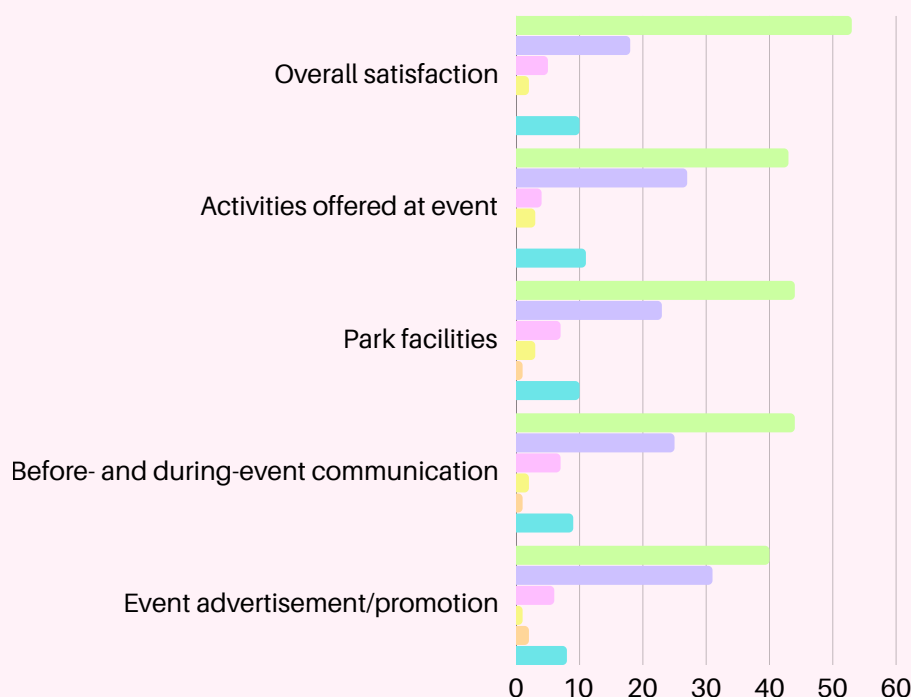
Volunteers included:

- Residents (Youth & Adults)
- Scout troops
- South Fayette School District student organizations
- Local businesses & organizations

81 % very satisfied or satisfied
Overall event satisfaction of attendees

Overall, how satisfied are you or your household with South Fayette Township community events?

Very Satisfied Satisfied Neutral Unsatisfied
Very Unsatisfied N/A



SF Community Day was the best that we have attended. We have attended other township community days but SF was the best!

These are great. We really enjoyed the harvest trick or treat especially!



Event Sponsorships



Sponsorship & Vendor Fees

\$86,264

↑ 9% 2024


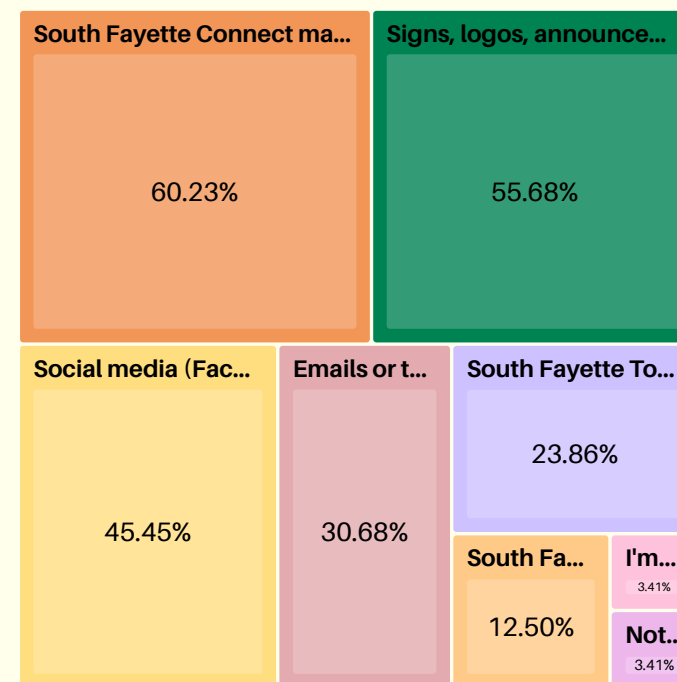
86% event cost recovery

Individual Sponsors

72

↑ 9% 2024

How do you become aware of South Fayette Township community event sponsors?



77

Weighted average from 1 to 100

How likely are you or your household to support local businesses that provide sponsorship to South Fayette Township community events and programs?



Summer Playground Camp




Individual Campers



205


144 families served

Total Daily Attendance



3,018

Overall Experience



97%

Far Above Average & Above Average

THANK YOU SO MUCH TO EVERYONE INVOLVED IN THE PLANNING AND FACILITATION OF CAMP! JOSIE HAD SUCH AN EXCELLENT SUMMER, AND I LOVED KNOWING SHE WAS BEING ENGAGED, ENRICHED, AND SOCIALIZED WITH SO MANY GREAT KIDDOS IN A SAFE ENVIRONMENT. WE CAN'T WAIT FOR NEXT SUMMER!

THE COUNSELORS WERE ALL VERY NICE AND FRIENDLY!

MY SON HAD AN ABSOLUTE BLAST AT SUMMER CAMP! HE'S REALLY BUMMED THAT TOMORROW IS THE LAST DAY. HE MADE SO MANY WONDERFUL FRIENDS AND COULDN'T WAIT TO GO EACH DAY. THE COUNSELORS ARE ALL SO KIND AND SUPPORTIVE, WHICH MADE THE EXPERIENCE EVEN BETTER!



Program Review



- Beat the Heat w/ the Police
- Chess Club
- Container Workshop w/ Bedners
- Kids in the Kitchen
- Character Encounters
- Outdoor Youth Basketball
- Sound Beginnings



Recreation Program Participants
3,979
 ↑ 37% 2024

Program Satisfaction
68%
 Far Above Average & Above Average



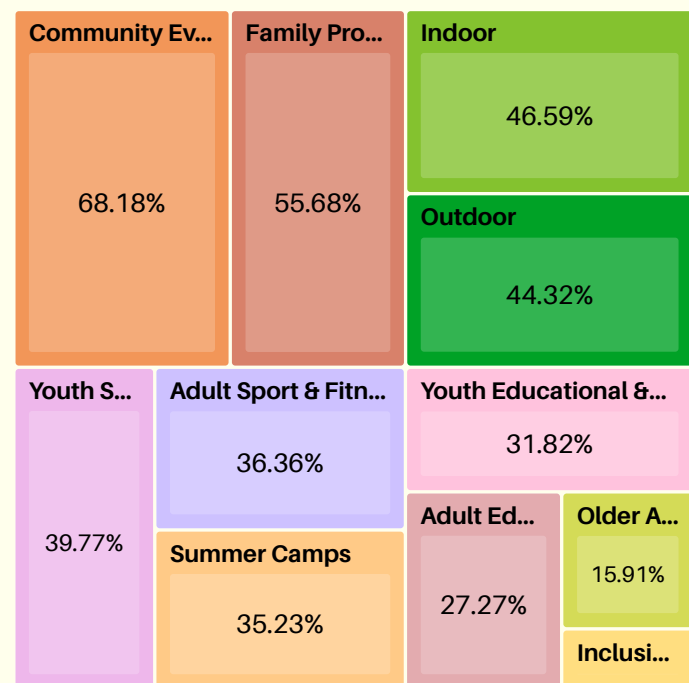
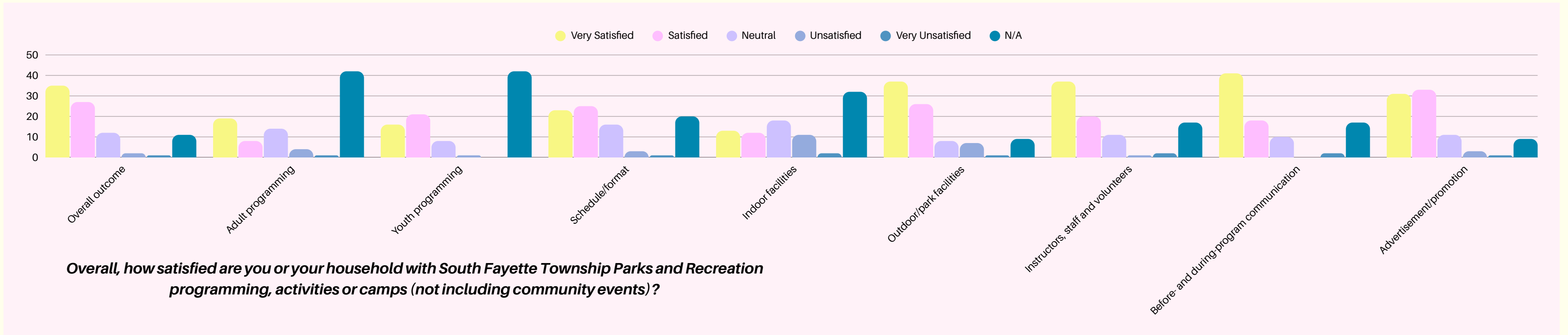
Programs & sessions offered
88

Rec programming revenue
 (*Incl. program & camp fees)
\$74,115

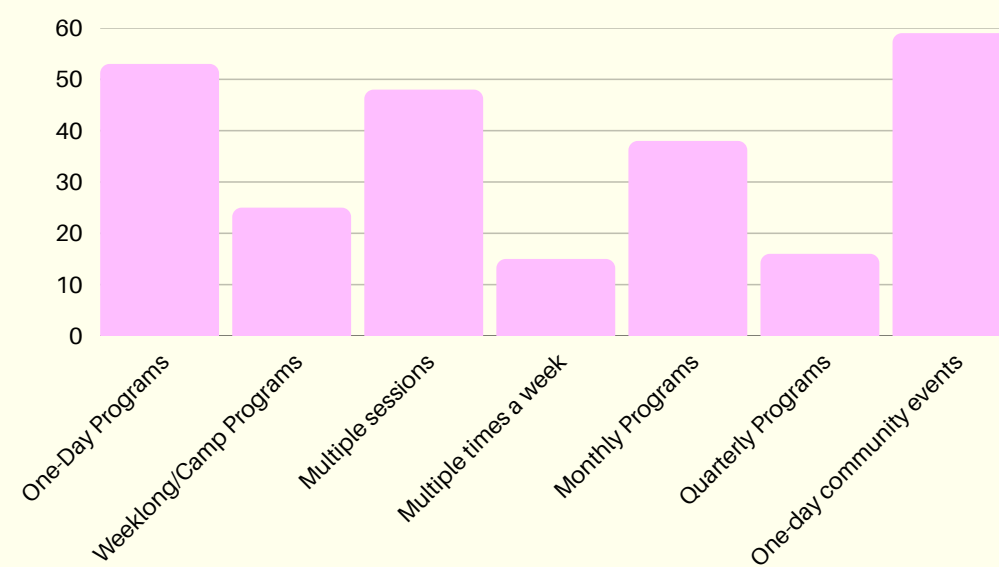
98% program cost recovery
 (*Incl. program expense, instructor rates, camp supplies & camp counselor wages)



Program Satisfaction Survey



For continued or future programming, what types of recreation programs would you and members of your household be most interested in? (Check all that apply.)

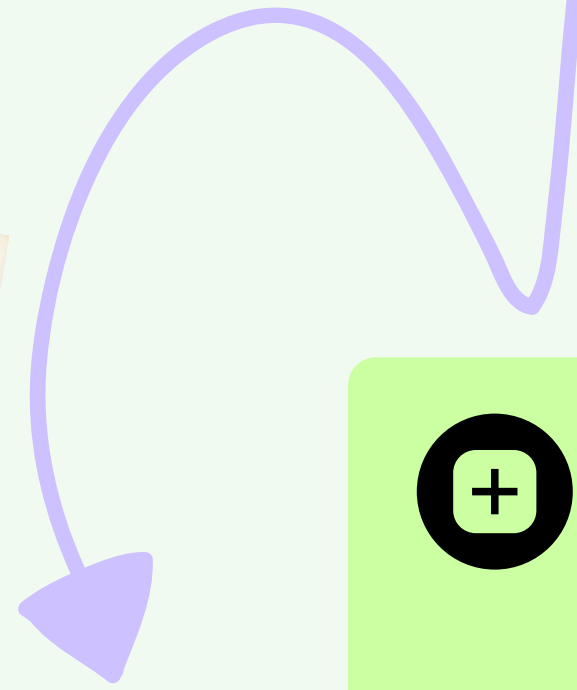


For continued or future programming, what types of recreation programs would you and members of your household be most interested in?

- "We belong to the USC rec center as SF does not have any sort of community center"
- "I'd like something like the Upper St. Clair Recreation Center"
- "I would love to see a gardening class, self-defense, or CPR."
- "I'd love to see more programs for younger kids (5 and under)"



Looking into 2026



More Programming

- More bus trips for seniors
- Under 5 programming
- Free teen programs

Summer Camp

- Adding before-camp care: 8 AM - 9 AM
- Adding after-care: 3 PM - 4:30 PM
- Raising prices by \$1 per session

Fairview Multipurpose Fields

- Expected construction March -August

Fairview Park Trail Network

- Main Trail: Along Recreation Road - Expected construction July - November
- Nature Trails: Q3 or Q4

Mayview Pavilion

- Memorial Day - Labor Day: Morning, Afternoon, Evening rental blocks