

Monthly EMS Report

February 2026



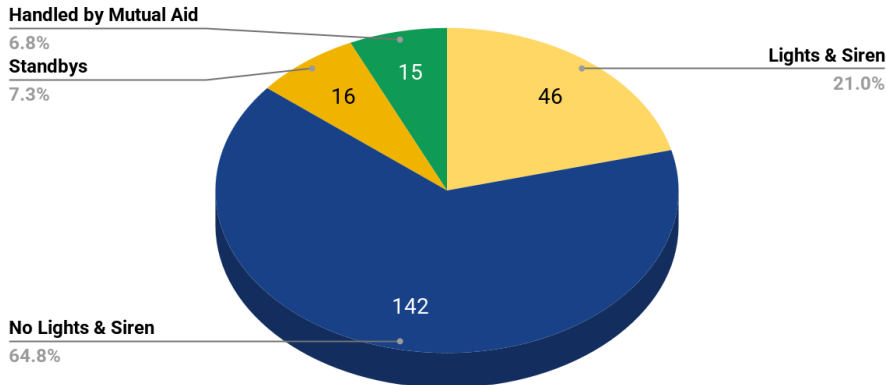
**SouthBridge Emergency Medical Services
South Fayette Township**

South Fayette Township Statistics

February 2026

Total Responses for the Month 219

Monthly Response Breakdown



Response Type

Lights & Siren	46
No Lights & Siren	142
Standbys	16
Handled by Mutual Aid	15

Response Times

Month

Lights and Siren Avg.

08:47

No Lights and Siren Avg.

11:23

Year To Date

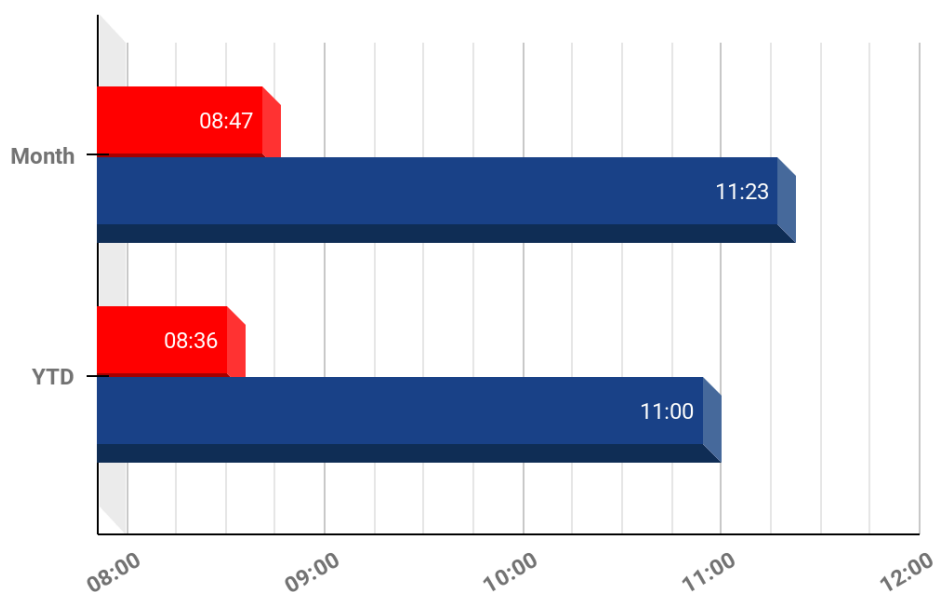
Lights and Siren Avg.

08:36

No Lights and Siren Avg.

11:00

■ Avg. Response Time Lights & Siren ■ Avg. Response Time No Lights & Siren

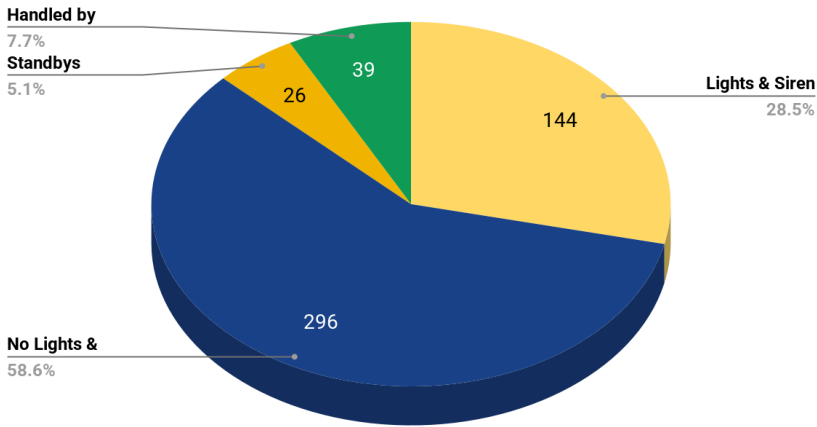


South Fayette Township Statistics

Year To Date 2026

Total Responses for the Year 505

Year To Date Response Breakdown



Response Type

